
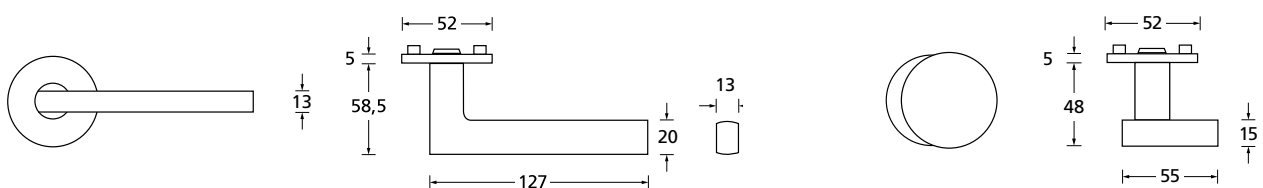


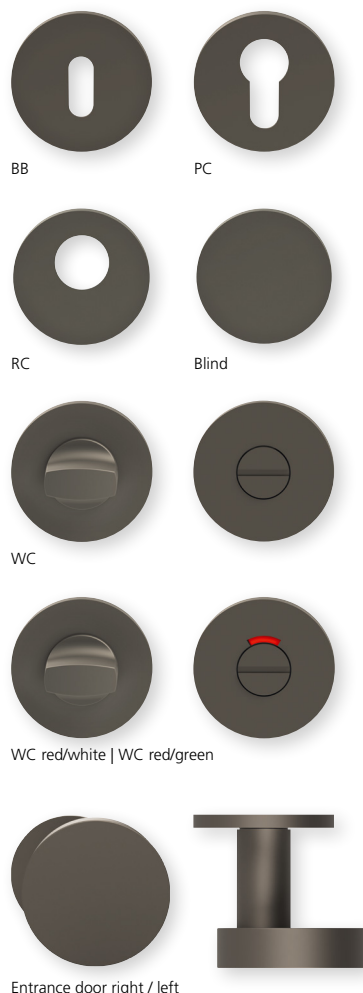
Shape **1025** PVD titan satin on round rosette
Ball bearing technology **pullbloc®**



Technical drawing



Shape **1025** PVD titan satin on round rosette
 Ball bearing technology **pullbloc®**



- | | |
|-----------------------------|--------------------|
| Without key rosettes - Set | PBU-RTT10250S |
| BB - Set | PBU-RTT10250 |
| Blind - Set | PBU-RTT10251 |
| PC - Set | PBU-RTT10252 |
| RC - Set | PBU-RTT10258 |
| WC - Set | PBU-RTT10253 |
| WC red/white - Set | PBU-RTT102531 |
| WC red/green - Set | PBU-RTT102532 |
| Entrance door PC right/left | PBU-RTT102553/63 |
| Entrance door RC right/left | PBU-RTT1025853/863 |

Technology:

Material: Stainless steel 304 to AISI standard
Surface: PVD titan satin
Door thickness:: 38 - 42 mm
Square dimension:: 8 mm square pin (8.5 mm spacer sleeve)
Technology: Ball bearing technology, Maintenance-free ball bearing made of hardened chrome steel, 2 spring steel compression springs on both sides, 30-year functional warranty
Use category: : DIN EN 1906 Use category 4
 Classification: **4 | 7 | - | 0 | 0 | 3 | 0 | B**

