
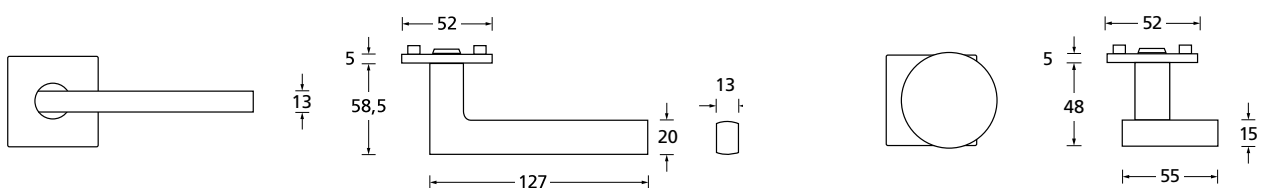


Shape **1025** Stainless steel matt on square rosette
Ball bearing technology **pullbloc®**

Colibri®
Innovation in your hand




Technical drawing



All dimensions stated above are subject to the usual commercial tolerances and we reserve the right to make technical and design changes to the products stated above.

Status: Apr. 2025

Shape **1025** Stainless steel matt on square rosette
 Ball bearing technology **pullbloc®**



Without key rosettes - Set
 BB - Set
 Blind - Set
 PC - Set
 RC - Set
 WC - Set
 WC red/white - Set
 WC red/green - Set
 Entrance door PC right/left
 Entrance door RC right/left

PBU-QM10250S
 PBU-QM10250
 PBU-QM10251
 PBU-QM10252
 PBU-QM10258
 PBU-QM10253
 PBU-QM102531
 PBU-QM102532
 PBU-QM102553/63
 PBU-QM1025853/863

Technology:

Material: Stainless steel 304 to AISI standard
Surface: Stainless steel matt
Door thickness:: 38 - 42 mm
Square dimension:: 8 mm square pin (8.5 mm spacer sleeve)
Technology: Ball bearing technology, Maintenance-free ball bearing made of hardened chrome steel, 2 spring steel compression springs on both sides, 30-year functional warranty
Use category: : DIN EN 1906 Use category 4
 Classification: **4 | 7 | - | 0 | 0 | 4 | 0 | B**

