
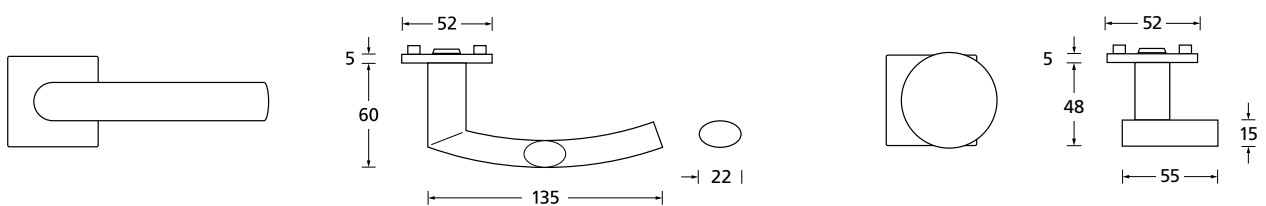


Shape **1003** PVD titan satin on square rosette
Ball bearing technology **pullbloc®**

Colibri®
Innovation in your hand




Technical drawing



All dimensions stated above are subject to the usual commercial tolerances and we reserve the right to make technical and design changes to the products stated above.

Status: Apr. 2025

Shape **1003** PVD titan satin on square rosette
 Ball bearing technology **pullbloc®**



- | | |
|-----------------------------|--------------------|
| Without key rosettes - Set | PBU-QTT10030S |
| BB - Set | PBU-QTT10030 |
| Blind - Set | PBU-QTT10031 |
| PC - Set | PBU-QTT10032 |
| RC - Set | PBU-QTT10038 |
| WC - Set | PBU-QTT10033 |
| WC red/white - Set | PBU-QTT100331 |
| WC red/green - Set | PBU-QTT100332 |
| Entrance door PC right/left | PBU-QTT100353/63 |
| Entrance door RC right/left | PBU-QTT1003853/863 |

Technology:

Material: Stainless steel 304 to AISI standard
Surface: PVD titan satin
Door thickness:: 38 - 42 mm
Square dimension:: 8 mm square pin (8.5 mm spacer sleeve)
Technology: Ball bearing technology, Maintenance-free ball bearing made of hardened chrome steel, 2 spring steel compression springs on both sides, 30-year functional warranty
Use category: : DIN EN 1906 Use category 4
 Classification: **4 | 7 | - | 0 | 0 | 3 | 0 | B**

